

















Friendly Neighborhood Tree Search

Take a walk around your neighborhood or nearby park and see how many types of trees you can spot. These are pictures of the leaves of the trees, so it is best to do this search in Summer or Fall. Mark them off as you find them.

<p>Blue Spruce</p> 	<p>Ginkgo</p> 	<p>Monkey Puzzle Tree</p> 	<p>Vine Maple</p> 
<p>White Oak</p> 	<p>Red Oak</p> 	<p>Western Red Cedar</p> 	<p>Hawthorne</p> 
<p>Horse Chestnut</p> 	<p>Ornamental Cherry</p> 	<p>Norway Maple</p> 	<p>Oregon Ash</p> 
<p>Mimosa Tree</p> 	<p>Tulip Poplar</p> 	<p>Sweet Gum Tree</p> 	<p>Douglas Fir</p> 

--	--	--	--